















# Comparative Item Report








## Hospital Unit

Question Name	Respondents	Mean	
<b>Hospital Unit</b>	20	<b>3.45</b>	
Hospital Unit			
<b>Cardiac</b>	4	<b>1.00</b>	
<b>General Surgery</b>	4	<b>2.00</b>	
<b>Maternity</b>	2	<b>3.00</b>	
<b>Neurology</b>	3	<b>4.00</b>	
<b>Pathology</b>	3	<b>5.00</b>	
<b>Pediatrics</b>	4	<b>6.00</b>	





## Length of Stay

Question Name	Respondents	Mean	
<b>Length of Stay</b>	20	<b>3.20</b>	
Hospital Unit			
<b>Cardiac</b>	4	<b>4.00</b>	
<b>General Surgery</b>	4	<b>2.75</b>	
<b>Maternity</b>	2	<b>2.50</b>	
<b>Neurology</b>	3	<b>5.00</b>	
<b>Pathology</b>	3	<b>1.33</b>	
<b>Pediatrics</b>	4	<b>3.25</b>	




## Responsive

Question Name	Respondents	Mean	
<b>Responsive</b>	20	<b>3.30</b>	
Hospital Unit			
<b>Cardiac</b>	4	<b>4.00</b>	
<b>General Surgery</b>	4	<b>2.50</b>	
<b>Maternity</b>	2	<b>3.50</b>	
<b>Neurology</b>	3	<b>3.67</b>	
<b>Pathology</b>	3	<b>3.00</b>	
<b>Pediatrics</b>	4	<b>3.25</b>	








## Respect

Question Name	Respondents	Mean	
<b>Respect</b>	20	<b>3.30</b>	
Hospital Unit			
<b>Cardiac</b>	4	<b>4.00</b>	
<b>General Surgery</b>	4	<b>2.50</b>	
<b>Maternity</b>	2	<b>3.50</b>	








### Respect

Question Name	Respondents	Mean	
<b>Neurology</b>	3	<b>3.67</b>	
<b>Pathology</b>	3	<b>3.00</b>	
<b>Pediatrics</b>	4	<b>3.25</b>	







### Explanations

Question Name	Respondents	Mean	
<b>Explanations</b>	20	<b>2.90</b>	
Hospital Unit			
<b>Cardiac</b>	4	<b>3.25</b>	
<b>General Surgery</b>	4	<b>2.75</b>	
<b>Maternity</b>	2	<b>3.00</b>	
<b>Neurology</b>	3	<b>2.33</b>	
<b>Pathology</b>	3	<b>2.67</b>	
<b>Pediatrics</b>	4	<b>3.25</b>	

### Questions

Question Name	Respondents	Mean	
<b>Questions</b>	20	<b>2.90</b>	
Hospital Unit			
<b>Cardiac</b>	4	<b>3.25</b>	
<b>General Surgery</b>	4	<b>2.50</b>	
<b>Maternity</b>	2	<b>3.50</b>	
<b>Neurology</b>	3	<b>2.33</b>	
<b>Pathology</b>	3	<b>2.67</b>	
<b>Pediatrics</b>	4	<b>3.25</b>	

### Overall

Question Name	Respondents	Mean	
<b>Overall</b>	20	<b>3.10</b>	
Hospital Unit			
<b>Cardiac</b>	4	<b>3.75</b>	
<b>General Surgery</b>	4	<b>2.50</b>	
<b>Maternity</b>	2	<b>3.00</b>	
<b>Neurology</b>	3	<b>3.00</b>	
<b>Pathology</b>	3	<b>3.00</b>	
<b>Pediatrics</b>	4	<b>3.25</b>	