

























Test Item Statistics Report

Question		Summary Statistics				Reliability	
Question	Points	Graded	Correct	Incorrect	Missing	Point Biserial	Percent Correct
Question1	1	20	7	13	0	-0.20	35.00 
Question2	1	20	7	13	0	0.16	35.00 
Question3	1	20	18	2	0	0.44	90.00 
Question4	1	20	14	6	0	0.42	70.00 
Question5	1	20	18	2	0	-0.18	90.00 
Question6	1	20	14	6	0	0.31	70.00 
Question7	1	20	15	5	0	0.74	75.00 
Question8	1	20	16	4	0	0.66	80.00 
Question9	1	20	16	4	0	0.79	80.00 
Question10	1	20	17	3	0	0.72	85.00 
Question11	1	20	19	1	0	0.09	95.00 
Question12	1	20	17	3	0	0.64	85.00 
Question13	1	20	14	6	0	0.83	70.00 
Question14	1	20	18	2	0	0.44	90.00 
Question15	1	20	18	2	0	0.44	90.00 
Question16	1	20	18	2	0	0.66	90.00 
Question17	1	20	20	0	0	-	100.00 
Question18	1	20	15	5	0	0.04	75.00 
Question19	1	20	18	2	0	0.61	90.00 
Question20	1	20	11	9	0	0.80	55.00 
Question21	1	20	19	1	0	-0.22	95.00 
Question22	1	20	17	3	0	0.64	85.00 
Question23	1	20	8	12	0	0.23	40.00 
Question24	1	20	18	2	0	0.61	90.00 
Question25	1	20	17	3	0	0.16	85.00 