

# Comparative Item Report

## Question1

Question Name	Students	Percent	Achievement Gap (%)
<b>Question1</b>	11	72.73	-
Gender			
<b>F</b>	4	75.00	2.27
National School Lunch Program			
<b>N</b>	3	66.67	-6.06
<b>Y</b>	1	100.00	27.27
Gender			
<b>M</b>	7	71.43	-1.30
National School Lunch Program			
<b>N</b>	5	80.00	7.27
<b>Y</b>	2	50.00	-22.73

## Question2

Question Name	Students	Percent	Achievement Gap (%)
<b>Question2</b>	11	90.91	-
Gender			
<b>F</b>	4	100.00	9.09
National School Lunch Program			
<b>N</b>	3	100.00	9.09
<b>Y</b>	1	100.00	9.09
Gender			
<b>M</b>	7	85.71	-5.20
National School Lunch Program			
<b>N</b>	5	80.00	-10.91
<b>Y</b>	2	100.00	9.09

## Question3

Question Name	Students	Percent	Achievement Gap (%)
<b>Question3</b>	11	72.73	-
Gender			
<b>F</b>	4	100.00	27.27
National School Lunch Program			
<b>N</b>	3	100.00	27.27
<b>Y</b>	1	100.00	27.27
Gender			
<b>M</b>	7	57.14	-15.59
National School Lunch Program			
<b>N</b>	5	40.00	-32.73
<b>Y</b>	2	100.00	27.27

## Question4

Question Name	Students	Percent	Achievement Gap (%)
---------------	----------	---------	---------------------

**Question4**

Question Name	Students	Percent	Achievement Gap (%)
<b>Question4</b>	11	27.27	-
Gender			
<b>F</b>	4	50.00	22.73
National School Lunch Program			
<b>N</b>	3	33.33	6.06
<b>Y</b>	1	100.00	72.73
Gender			
<b>M</b>	7	14.29	-12.98
National School Lunch Program			
<b>N</b>	5	20.00	-7.27
<b>Y</b>	2	0.00	-27.27

**Question5**

Question Name	Students	Percent	Achievement Gap (%)
<b>Question5</b>	11	72.73	-
Gender			
<b>F</b>	4	25.00	-47.73
National School Lunch Program			
<b>N</b>	3	0.00	-72.73
<b>Y</b>	1	100.00	27.27
Gender			
<b>M</b>	7	100.00	27.27
National School Lunch Program			
<b>N</b>	5	100.00	27.27
<b>Y</b>	2	100.00	27.27







**Question6**

Question Name	Students	Percent	Achievement Gap (%)
<b>Question6</b>	11	72.73	-
Gender			
<b>F</b>	4	50.00	-22.73
National School Lunch Program			
<b>N</b>	3	33.33	-39.40
<b>Y</b>	1	100.00	27.27
Gender			
<b>M</b>	7	85.71	12.98
National School Lunch Program			
<b>N</b>	5	80.00	7.27
<b>Y</b>	2	100.00	27.27








**Question7**

Question Name	Students	Percent	Achievement Gap (%)
<b>Question7</b>	11	54.55	-








**Question7**

Question Name	Students	Percent	Achievement Gap (%)
Gender			
<b>F</b>	4	75.00	 20.45
National School Lunch Program			
<b>N</b>	3	66.67	 12.12
<b>Y</b>	1	100.00	 45.45
Gender			
<b>M</b>	7	42.86	 <b>-11.69</b>
National School Lunch Program			
<b>N</b>	5	40.00	 <b>-14.55</b>
<b>Y</b>	2	50.00	 <b>-4.55</b>



**Question8**

Question Name	Students	Percent	Achievement Gap (%)
<b>Question8</b>	10	45.45	 -
Gender			
<b>F</b>	4	50.00	 4.55
National School Lunch Program			
<b>N</b>	3	33.33	 <b>-12.12</b>
<b>Y</b>	1	100.00	 54.55
Gender			
<b>M</b>	6	50.00	 4.55
National School Lunch Program			
<b>N</b>	4	25.00	 <b>-20.45</b>
<b>Y</b>	2	100.00	 54.55

**Question9**

Question Name	Students	Percent	Achievement Gap (%)
<b>Question9</b>	11	63.64	 -
Gender			
<b>F</b>	4	50.00	 <b>-13.64</b>
National School Lunch Program			
<b>N</b>	3	33.33	 <b>-30.31</b>
<b>Y</b>	1	100.00	 36.36
Gender			
<b>M</b>	7	71.43	 7.79
National School Lunch Program			
<b>N</b>	5	80.00	 16.36
<b>Y</b>	2	50.00	 <b>-13.64</b>

**Question10**

Question Name	Students	Percent	Achievement Gap (%)
<b>Question10</b>	11	36.36	 -
Gender			
<b>F</b>	4	50.00	 13.64

**Question10**

Question Name	Students	Percent	Achievement Gap (%)
National School Lunch Program			
<b>N</b>	3	33.33	-3.03
<b>Y</b>	1	100.00	63.64
Gender			
<b>M</b>	7	28.57	-7.79
National School Lunch Program			
<b>N</b>	5	20.00	-16.36
<b>Y</b>	2	50.00	13.64

**Question11**

Question Name	Students	Percent	Achievement Gap (%)
<b>Question11</b>	11	90.91	-
Gender			
<b>F</b>	4	75.00	-15.91
National School Lunch Program			
<b>N</b>	3	66.67	-24.24
<b>Y</b>	1	100.00	9.09
Gender			
<b>M</b>	7	100.00	9.09
National School Lunch Program			
<b>N</b>	5	100.00	9.09
<b>Y</b>	2	100.00	9.09




**Question12**

Question Name	Students	Percent	Achievement Gap (%)
<b>Question12</b>	10	72.73	-
Gender			
<b>F</b>	3	33.33	-39.40
National School Lunch Program			
<b>N</b>	3	33.33	-39.40
Gender			
<b>M</b>	7	100.00	27.27
National School Lunch Program			
<b>N</b>	5	100.00	27.27
<b>Y</b>	2	100.00	27.27








**Question13**

Question Name	Students	Percent	Achievement Gap (%)
<b>Question13</b>	11	90.91	-
Gender			
<b>F</b>	4	75.00	-15.91
National School Lunch Program			
<b>N</b>	3	66.67	-24.24
<b>Y</b>	1	100.00	9.09








**Question13**

Question Name	Students	Percent	Achievement Gap (%)
Gender			
<b>M</b>	7	100.00	 9.09
National School Lunch Program			
<b>N</b>	5	100.00	 9.09
<b>Y</b>	2	100.00	 9.09






**Question14**

Question Name	Students	Percent	Achievement Gap (%)
<b>Question14</b>	11	72.73	 -
Gender			
<b>F</b>	4	75.00	 2.27
National School Lunch Program			
<b>N</b>	3	66.67	 -6.06
<b>Y</b>	1	100.00	 27.27
Gender			
<b>M</b>	7	71.43	 -1.30
National School Lunch Program			
<b>N</b>	5	60.00	 -12.73
<b>Y</b>	2	100.00	 27.27



**Question15**

Question Name	Students	Percent	Achievement Gap (%)
<b>Question15</b>	11	90.91	 -
Gender			
<b>F</b>	4	75.00	 -15.91
National School Lunch Program			
<b>N</b>	3	66.67	 -24.24
<b>Y</b>	1	100.00	 9.09
Gender			
<b>M</b>	7	100.00	 9.09
National School Lunch Program			
<b>N</b>	5	100.00	 9.09
<b>Y</b>	2	100.00	 9.09








**Question16**

Question Name	Students	Percent	Achievement Gap (%)
<b>Question16</b>	11	100.00	 -
Gender			
<b>F</b>	4	100.00	 0.00
National School Lunch Program			
<b>N</b>	3	100.00	 0.00
<b>Y</b>	1	100.00	 0.00
Gender			
<b>M</b>	7	100.00	 0.00








**Question16**

Question Name	Students	Percent	Achievement Gap (%)
National School Lunch Program			
<b>N</b>	5	100.00	 0.00
<b>Y</b>	2	100.00	 0.00







**Question17**

Question Name	Students	Percent	Achievement Gap (%)
<b>Question17</b>	11	100.00	 -
Gender			
<b>F</b>	4	100.00	 0.00
National School Lunch Program			
<b>N</b>	3	100.00	 0.00
<b>Y</b>	1	100.00	 0.00
Gender			
<b>M</b>	7	100.00	 0.00
National School Lunch Program			
<b>N</b>	5	100.00	 0.00
<b>Y</b>	2	100.00	 0.00

**Question18**

Question Name	Students	Percent	Achievement Gap (%)
<b>Question18</b>	11	100.00	 -
Gender			
<b>F</b>	4	100.00	 0.00
National School Lunch Program			
<b>N</b>	3	100.00	 0.00
<b>Y</b>	1	100.00	 0.00
Gender			
<b>M</b>	7	100.00	 0.00
National School Lunch Program			
<b>N</b>	5	100.00	 0.00
<b>Y</b>	2	100.00	 0.00

**Question19**

Question Name	Students	Percent	Achievement Gap (%)
<b>Question19</b>	11	100.00	 -
Gender			
<b>F</b>	4	100.00	 0.00
National School Lunch Program			
<b>N</b>	3	100.00	 0.00
<b>Y</b>	1	100.00	 0.00
Gender			
<b>M</b>	7	100.00	 0.00
National School Lunch Program			
<b>N</b>	5	100.00	 0.00

**Question19**

Question Name	Students	Percent	Achievement Gap (%)
Y	2	100.00	0.00

**Question20**

Question Name	Students	Percent	Achievement Gap (%)
<b>Question20</b>	11	90.91	-
Gender			
<b>F</b>	4	75.00	-15.91
National School Lunch Program			
<b>N</b>	3	100.00	9.09
<b>Y</b>	1	0.00	-90.91
Gender			
<b>M</b>	7	100.00	9.09
National School Lunch Program			
<b>N</b>	5	100.00	9.09
<b>Y</b>	2	100.00	9.09