















Comparative Changed Answer Report by Item






Question1

Question Name	Students	Changed Answers	Changed to Correct	Changed to Incorrect	Percent Changed to Correct
Question1	24	24	18	6	75.00 
Gender					
F	8	8	6	2	75.00 
National School Lunch Program					
N	6	6	4	2	66.67 
Y	2	2	2	0	100.00 
Gender					
M	16	16	12	4	75.00 
National School Lunch Program					
N	12	12	10	2	83.33 
Y	4	4	2	2	50.00 

Question2

Question Name	Students	Changed Answers	Changed to Correct	Changed to Incorrect	Percent Changed to Correct
Question2	25	25	23	2	92.00 
Gender					
F	8	8	8	0	100.00 
National School Lunch Program					
N	6	6	6	0	100.00 
Y	2	2	2	0	100.00 
Gender					
M	17	17	15	2	88.24 
National School Lunch Program					
N	13	13	11	2	84.62 
Y	4	4	4	0	100.00 

Question3

Question Name	Students	Changed Answers	Changed to Correct	Changed to Incorrect	Percent Changed to Correct
Question3	23	23	16	7	69.57 
Gender					
F	8	8	8	0	100.00 
National School Lunch Program					
N	6	6	6	0	100.00 
Y	2	2	2	0	100.00 
Gender					
M	15	15	8	7	53.33 

Question3

Question Name	Students	Changed Answers	Changed to Correct	Changed to Incorrect	Percent Changed to Correct
National School Lunch Program					
N	11	11	4	7	36.36
Y	4	4	4	0	100.00

Question4

Question Name	Students	Changed Answers	Changed to Correct	Changed to Incorrect	Percent Changed to Correct
Question4	20	20	6	14	30.00
Gender					
F	8	8	4	4	50.00
National School Lunch Program					
N	6	6	2	4	33.33
Y	2	2	2	0	100.00
Gender					
M	12	12	2	10	16.67
National School Lunch Program					
N	9	9	2	7	22.22
Y	3	3	0	3	0.00

Question5

Question Name	Students	Changed Answers	Changed to Correct	Changed to Incorrect	Percent Changed to Correct
Question5	21	21	16	5	76.19
Gender					
F	7	7	2	5	28.57
National School Lunch Program					
N	5	5	0	5	0.00
Y	2	2	2	0	100.00
Gender					
M	14	14	14	0	100.00
National School Lunch Program					
N	9	9	9	0	100.00
Y	5	5	5	0	100.00

Question6

Question Name	Students	Changed Answers	Changed to Correct	Changed to Incorrect	Percent Changed to Correct
Question6	22	22	18	4	81.82
Gender					
F	9	9	6	3	66.67

Question6

Question Name	Students	Changed Answers	Changed to Correct	Changed to Incorrect	Percent Changed to Correct
National School Lunch Program					
N	6	6	3	3	50.00
Y	3	3	3	0	100.00
Gender					
M	13	13	12	1	92.31
National School Lunch Program					
N	9	9	8	1	88.89
Y	4	4	4	0	100.00

Question7

Question Name	Students	Changed Answers	Changed to Correct	Changed to Incorrect	Percent Changed to Correct
Question7	20	20	12	8	60.00
Gender					
F	8	8	6	2	75.00
National School Lunch Program					
N	6	6	4	2	66.67
Y	2	2	2	0	100.00
Gender					
M	12	12	6	6	50.00
National School Lunch Program					
N	9	9	4	5	44.44
Y	3	3	2	1	66.67

Question8

Question Name	Students	Changed Answers	Changed to Correct	Changed to Incorrect	Percent Changed to Correct
Question8	18	18	10	8	55.56
Gender					
F	8	8	4	4	50.00
National School Lunch Program					
N	6	6	2	4	33.33
Y	2	2	2	0	100.00
Gender					
M	10	10	6	4	60.00
National School Lunch Program					
N	6	6	2	4	33.33
Y	4	4	4	0	100.00

Question9

Question Name	Students	Changed Answers	Changed to Correct	Changed to Incorrect	Percent Changed to Correct
Question9	21	21	13	8	61.90
Gender					
F	7	7	3	4	42.86
National School Lunch Program					
N	6	6	2	4	33.33
Y	1	1	1	0	100.00
Gender					
M	14	14	10	4	71.43
National School Lunch Program					
N	10	10	8	2	80.00
Y	4	4	2	2	50.00


Question10

Question Name	Students	Changed Answers	Changed to Correct	Changed to Incorrect	Percent Changed to Correct
Question10	21	21	8	13	38.10
Gender					
F	8	8	4	4	50.00
National School Lunch Program					
N	6	6	2	4	33.33
Y	2	2	2	0	100.00
Gender					
M	13	13	4	9	30.77
National School Lunch Program					
N	10	10	2	8	20.00
Y	3	3	2	1	66.67







Question11

Question Name	Students	Changed Answers	Changed to Correct	Changed to Incorrect	Percent Changed to Correct
Question11	22	22	20	2	90.91
Gender					
F	8	8	6	2	75.00
National School Lunch Program					
N	6	6	4	2	66.67
Y	2	2	2	0	100.00
Gender					
M	14	14	14	0	100.00
National School Lunch Program					
N	10	10	10	0	100.00








Question11

Question Name	Students	Changed Answers	Changed to Correct	Changed to Incorrect	Percent Changed to Correct
Y	4	4	4	0	100.00 





Question12

Question Name	Students	Changed Answers	Changed to Correct	Changed to Incorrect	Percent Changed to Correct
Question12	19	19	16	3	84.21 
Gender					
F	5	5	2	3	40.00 
National School Lunch Program					
N	5	5	2	3	40.00 
Gender					
M	14	14	14	0	100.00 
National School Lunch Program					
N	10	10	10	0	100.00 
Y	4	4	4	0	100.00 

Question13

Question Name	Students	Changed Answers	Changed to Correct	Changed to Incorrect	Percent Changed to Correct
Question13	23	23	20	3	86.96 
Gender					
F	9	9	6	3	66.67 
National School Lunch Program					
N	7	7	4	3	57.14 
Y	2	2	2	0	100.00 
Gender					
M	14	14	14	0	100.00 
National School Lunch Program					
N	10	10	10	0	100.00 
Y	4	4	4	0	100.00 

Question14

Question Name	Students	Changed Answers	Changed to Correct	Changed to Incorrect	Percent Changed to Correct
Question14	23	23	17	6	73.91 
Gender					
F	8	8	6	2	75.00 
National School Lunch Program					
N	6	6	4	2	66.67 
Y	2	2	2	0	100.00 

Question14

Question Name	Students	Changed Answers	Changed to Correct	Changed to Incorrect	Percent Changed to Correct
Gender					
M	15	15	11	4	73.33
National School Lunch Program					
N	11	11	7	4	63.64
Y	4	4	4	0	100.00

Question15

Question Name	Students	Changed Answers	Changed to Correct	Changed to Incorrect	Percent Changed to Correct
Question15	21	21	20	1	95.24
Gender					
F	7	7	6	1	85.71
National School Lunch Program					
N	5	5	4	1	80.00
Y	2	2	2	0	100.00
Gender					
M	14	14	14	0	100.00
National School Lunch Program					
N	10	10	10	0	100.00
Y	4	4	4	0	100.00







Question16

Question Name	Students	Changed Answers	Changed to Correct	Changed to Incorrect	Percent Changed to Correct
Question16	23	23	23	0	100.00
Gender					
F	9	9	9	0	100.00
National School Lunch Program					
N	7	7	7	0	100.00
Y	2	2	2	0	100.00
Gender					
M	14	14	14	0	100.00
National School Lunch Program					
N	10	10	10	0	100.00
Y	4	4	4	0	100.00








Question17

Question Name	Students	Changed Answers	Changed to Correct	Changed to Incorrect	Percent Changed to Correct
Question17	22	22	22	0	100.00








Question17

Question Name	Students	Changed Answers	Changed to Correct	Changed to Incorrect	Percent Changed to Correct
Gender					
F	8	8	8	0	100.00 
National School Lunch Program					
N	6	6	6	0	100.00 
Y	2	2	2	0	100.00 
Gender					
M	14	14	14	0	100.00 
National School Lunch Program					
N	10	10	10	0	100.00 
Y	4	4	4	0	100.00 

Question18

Question Name	Students	Changed Answers	Changed to Correct	Changed to Incorrect	Percent Changed to Correct
Question18	11	11	11	0	100.00 
Gender					
F	4	4	4	0	100.00 
National School Lunch Program					
N	3	3	3	0	100.00 
Y	1	1	1	0	100.00 
Gender					
M	7	7	7	0	100.00 
National School Lunch Program					
N	5	5	5	0	100.00 
Y	2	2	2	0	100.00 

Question19

Question Name	Students	Changed Answers	Changed to Correct	Changed to Incorrect	Percent Changed to Correct
Question19	11	11	11	0	100.00 
Gender					
F	4	4	4	0	100.00 
National School Lunch Program					
N	3	3	3	0	100.00 
Y	1	1	1	0	100.00 
Gender					
M	7	7	7	0	100.00 
National School Lunch Program					
N	5	5	5	0	100.00 
Y	2	2	2	0	100.00 

Question20

Question Name	Students	Changed Answers	Changed to Correct	Changed to Incorrect	Percent Changed to Correct	
Question20	11	11	10	1	90.91	
Gender						
F	4	4	3	1	75.00	
National School Lunch Program						
N	3	3	3	0	100.00	
Y	1	1	0	1	0.00	
Gender						
M	7	7	7	0	100.00	
National School Lunch Program						
N	5	5	5	0	100.00	
Y	2	2	2	0	100.00	